
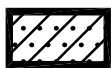
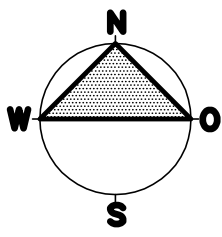


Anlage 1

Erschließungsbeitrag  
Baugebiet Kreiden / Aasen

-  Abrechnungsgebiet
-  Mehrfach erschlossene Grundstücke



M. 1:1000

27.11.2009